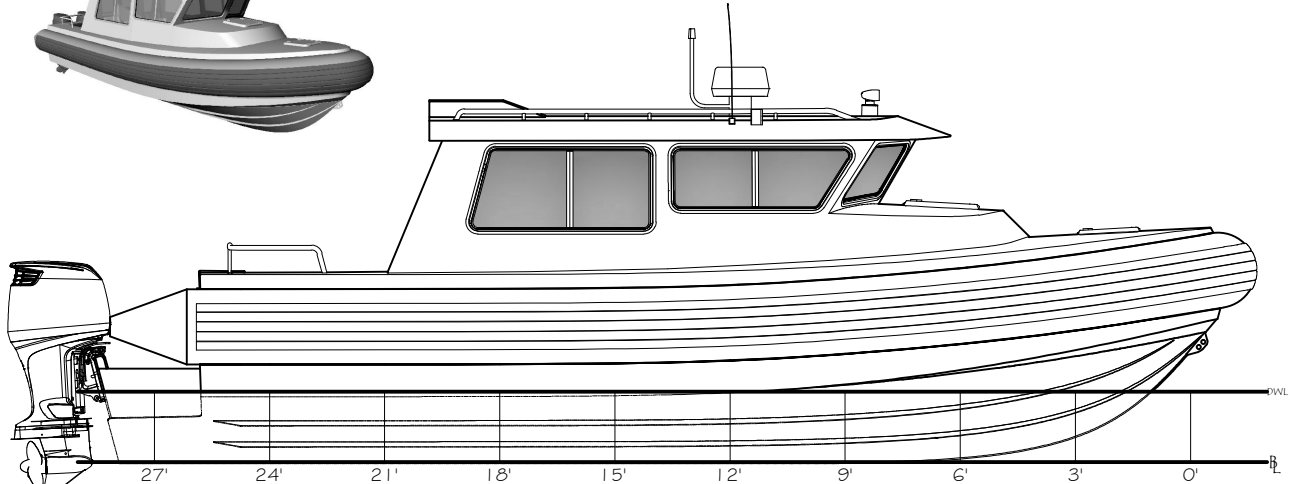
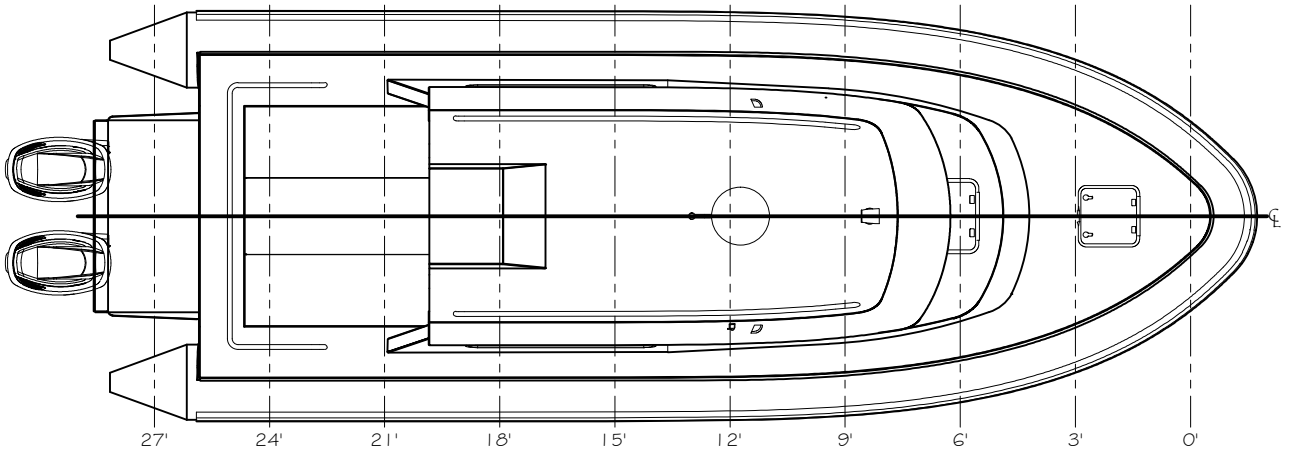


30' LIQUID METAL RHIB - KNIGHT SERIES -

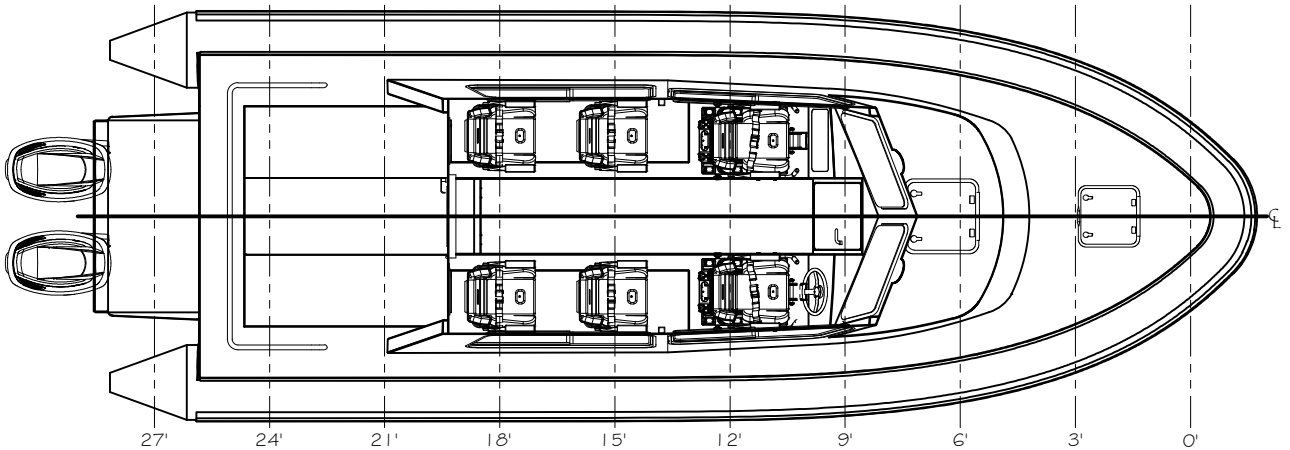
THIS DRAWING IS THE PROPERTY OF GREGORY C. MARSHALL NAVAL ARCHITECT LTD. THIS DRAWING MAY BE USED ONLY FOR THE WORK CONTRACTED. POSSESSION OF THIS DRAWING DOES NOT AUTHORIZE USE FOR CONSTRUCTION OR RE-ANNOUING OR FOR ANY OTHER PURPOSE. ALL DRAWINGS ARE SUBJECT TO DETAIL DEVELOPMENT DURING THE COURSE OF CONSTRUCTION. COPYING OR REPRODUCTION IN WHOLE OR IN PART IS STRICTLY PROHIBITED WITHOUT THE PRIOR WRITTEN CONSENT OF GREGORY C. MARSHALL NAVAL ARCHITECT LTD.



PROFILE



PLAN VIEW



PLAN VIEW OF CABIN



GREGORY C. MARSHALL
NAVAL ARCHITECT, LTD.



PRINCIPAL PARTICULARS

LENGTH OA (WITHOUT ENGINES)	- 30' 3"	DISPLACEMENT (LIGHT)	- 10053lbs
LENGTH WL	- 27' 4"	DISPLACEMENT (FULL)	- 11515lbs
BREADTH OA	- 10' 8"	FUEL CAPACITY	- 200 USG
DESIGN DRAUGHT	- 1' 10"	WATER CAPACITY	- 25 USG
FULL LOAD DRAUGHT	- 2' 0"	HOLDING TANK	- 13 USG
HEIGHT OF STRUCTURE	- 9' 5/8"		